

# CATALOGUE



# INDEX

|   |                             |   |
|---|-----------------------------|---|
| ■ | <u>LED Billboard Series</u> | 4 |
| ■ | <u>LED Banner Series</u>    | 5 |
| ■ | <u>Digital Shelves</u>      | 6 |
| ■ | <u>Transparent LED</u>      | 7 |
| ■ | <u>Double Side Screen</u>   | 8 |
| ■ | <u>LED Signs</u>            | 9 |

|   |                         |    |
|---|-------------------------|----|
| ■ | <u>Mupi City 1.0</u>    | 10 |
| ■ | <u>Mupi City 2.0</u>    | 15 |
| ■ | <u>Mupi Double Face</u> | 19 |
| ■ | <u>Mupi Shopping 1</u>  | 22 |
| ■ | <u>Mupi Shopping 2</u>  | 29 |
| ■ | <u>Mupi Shop LED</u>    | 34 |
| ■ | <u>Kiosk</u>            | 36 |

# LED BILLBOARD SERIES



## APPLICATION (Outdoor)

- Streets & Plazas
- Buildings, stadiums
- Highways and roads

## Standard Sizes (mm)\*

1500 x 2500 – SMD3.9 / SMD4.8 ( Indoor / Outdoor )  
3000 x 2000 – SMD3.9 / SMD4.8 ( Indoor / Outdoor )  
2880 x 1920 – SMD8 ( Outdoor )  
4800 x 2880 – SMD8 ( Outdoor )  
5760 x 2880 – SMD8 ( Outdoor )

\*Tailor-made custom sizes



# LED BANNER SERIES

## APPLICATION (Indoor & Outdoor)

- Mall
- Shops & Store entrances:  
Banks, Telecommunications, Stands Auto

## Front Maintenance - Standard Sizes (mm)\*


3840mm x 640mm – SMD6 / SMD8  
5120mm x 640mm – SMD6 / SMD8  
3840mm x 960mm – SMD6 / SMD8  
6720mm x 960mm – SMD8

\*Tailor-made custom sizes





# DIGITAL SHELVES




## APPLICATION (Indoor)

- Mall
- Shops & Stores
- Product Shelves

## LED / LCD displays

Pixel Pitch (mm) – 1.9  
LED Type - SMD1010  
Module Size (mm) - 405.6 x 76  
Refresh Rate (Hz) - 1920  
Cabinet Resolution - 576 x40





# TRANSPARENT LED

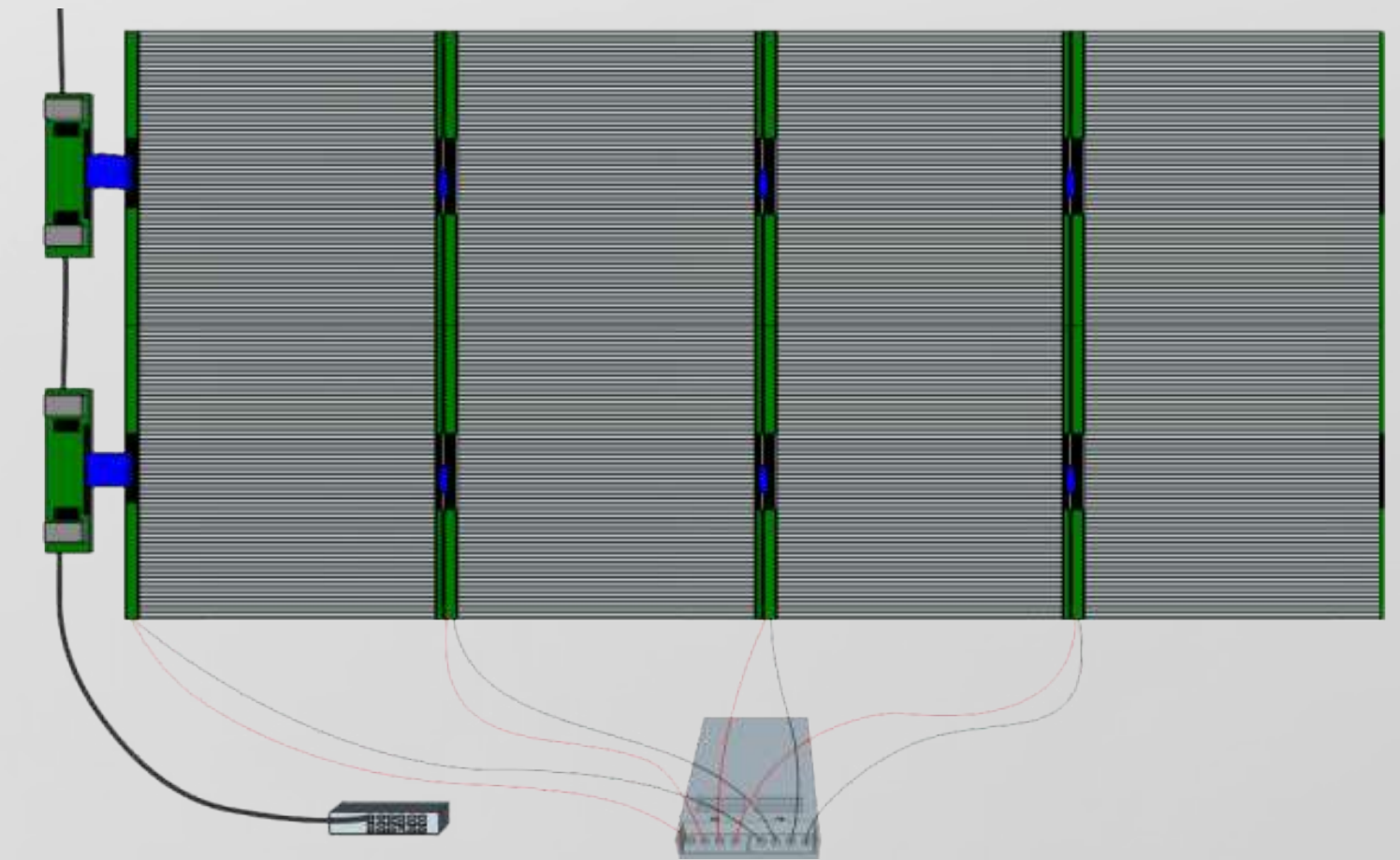



## APPLICATION (Indoor & Outdoor)

- Buildings (Large glass curtain wall)
- Shop windows;
- Glass guardrail;
- Indoor Hanging

## Adhesive LED features:

Light ( $\leq 3.5\text{kg/m}^2$ )  
Thin (1~3mm)  
Transparent  
Bendable and cuttable  
Brightness adjustable  
No components on the surface





# DOUBLE SIDE SCREEN

Suspended Double Sided Super Slim OLED



## APPLICATION (Indoor)

- Shop windows ;
- Inside stores;
- Mall, Supermarkets
- Airports, Metro, Train Stations

## LCD 50-60"

Vertical Installation  
Interface Type: 4x USB  
Remote Control  
OS: Android  
Resolution: 1920x1080 (FHD)  
Aspect Ratio: 16:9  
Contrast: 4000:1  
View Angle: 178°

Double Sided Super Slim - Floor Standing OLED



Front



Back (4x USB Ports)



# LED SIGNS

Spinel Artixium  
Square Double Face LED Display



**Front Maintenance Only**  
500x500x85mm - Standard Size  
P1.95 - 2.5 - 2.84 - 3.91  
9kg/Cabinet  
>1500 NITS

Circle LED Sign Double Sided SMD (600x600mm)



# MUPI CITY 1.0

## APPLICATION (Indoor / Outdoor)

- Shopping mall
- Street side
- Bus Station
- Residential areas, plazas
- University, Hospitals, Airports,
- Subway, Metro Stations entrance & exit

## DIGITAL SCREEN

- LED SMD 1000x2000mm / 1000x1500mm
- LCD 55" Touch / 65" / 75"
- Fully Modular
- All parts can be replaced on local
- High Brightness
- Anti-Glare Glass / Vandalism






# MUPI CITY 1.0



Backside

## Customization features


- More than 100 colors available
- Hundreds of textures and materials



Brushed Stainless steel finish 316

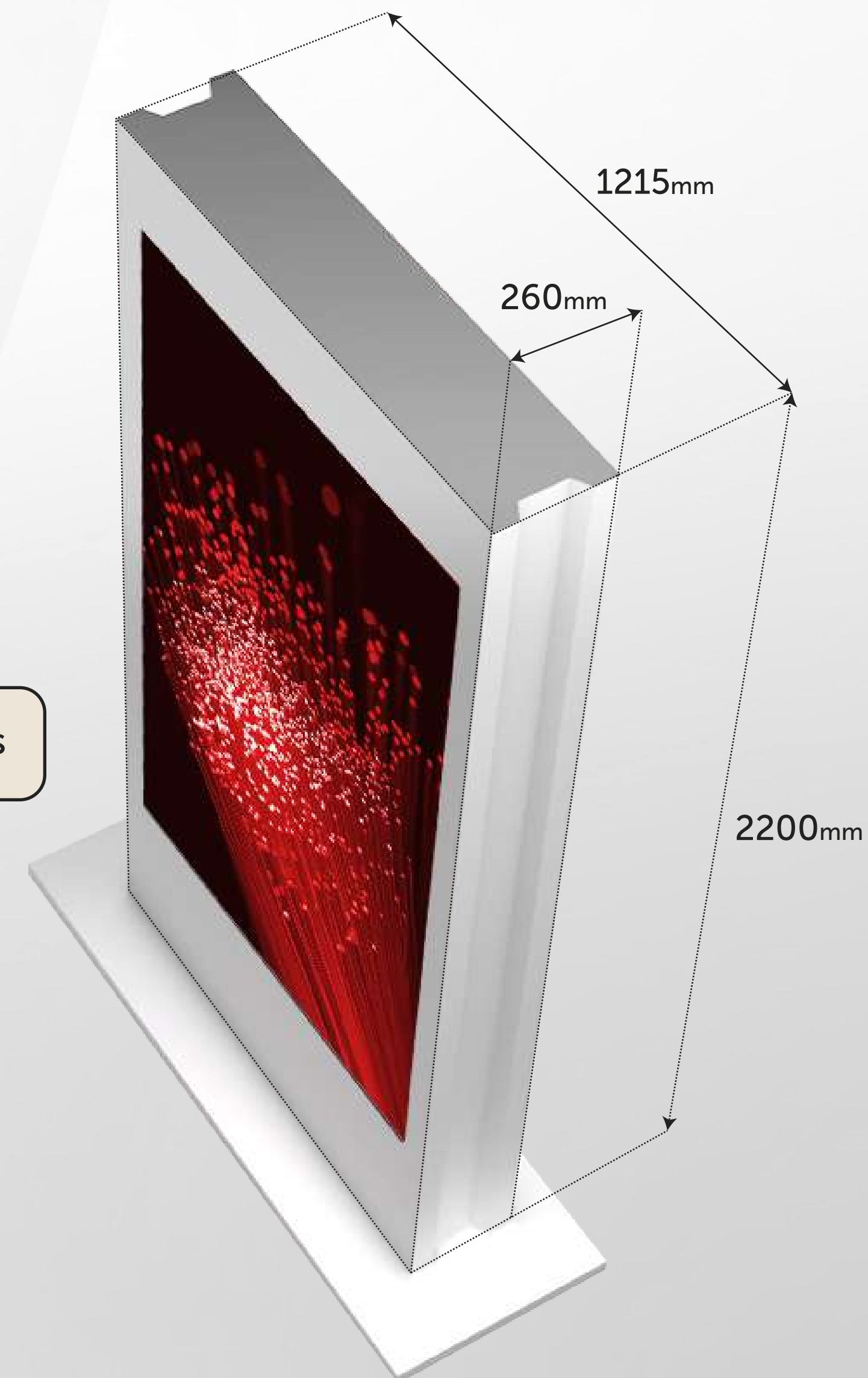


# MUPI CITY 1.0



Client Logo with Backlight (optional)

Mupi City 1.0 Dimensions





# MUPI CITY 1.0

plaza





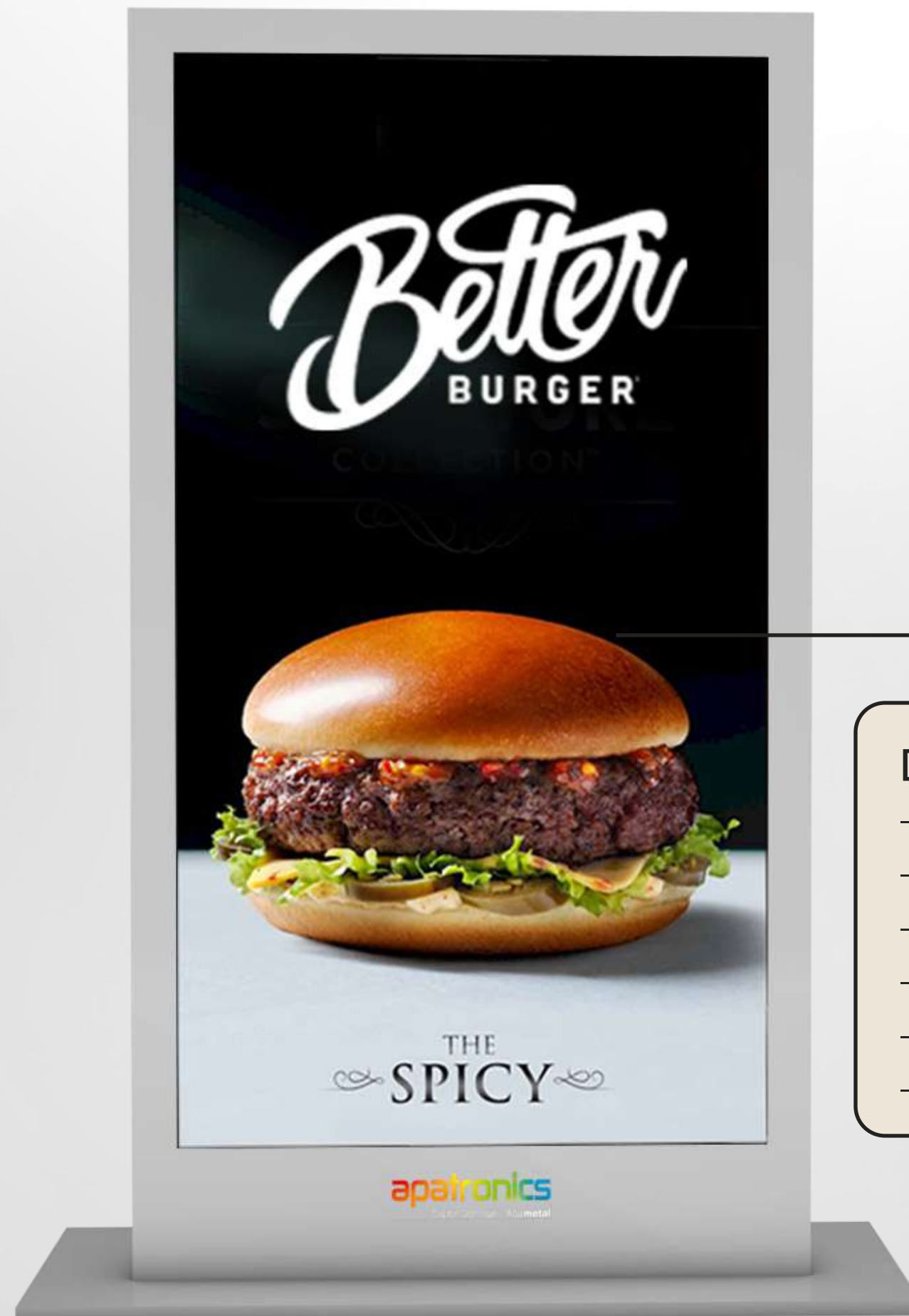
# MUPI CITY 1.0

street side





# MUPI CITY 2.0




## APPLICATION (Indoor / Outdoor)

- Shopping mall
- Street side
- Bus Station
- Residential areas, plazas
- University, Hospitals, Airports,
- Subway, Metro Stations entrance & exit

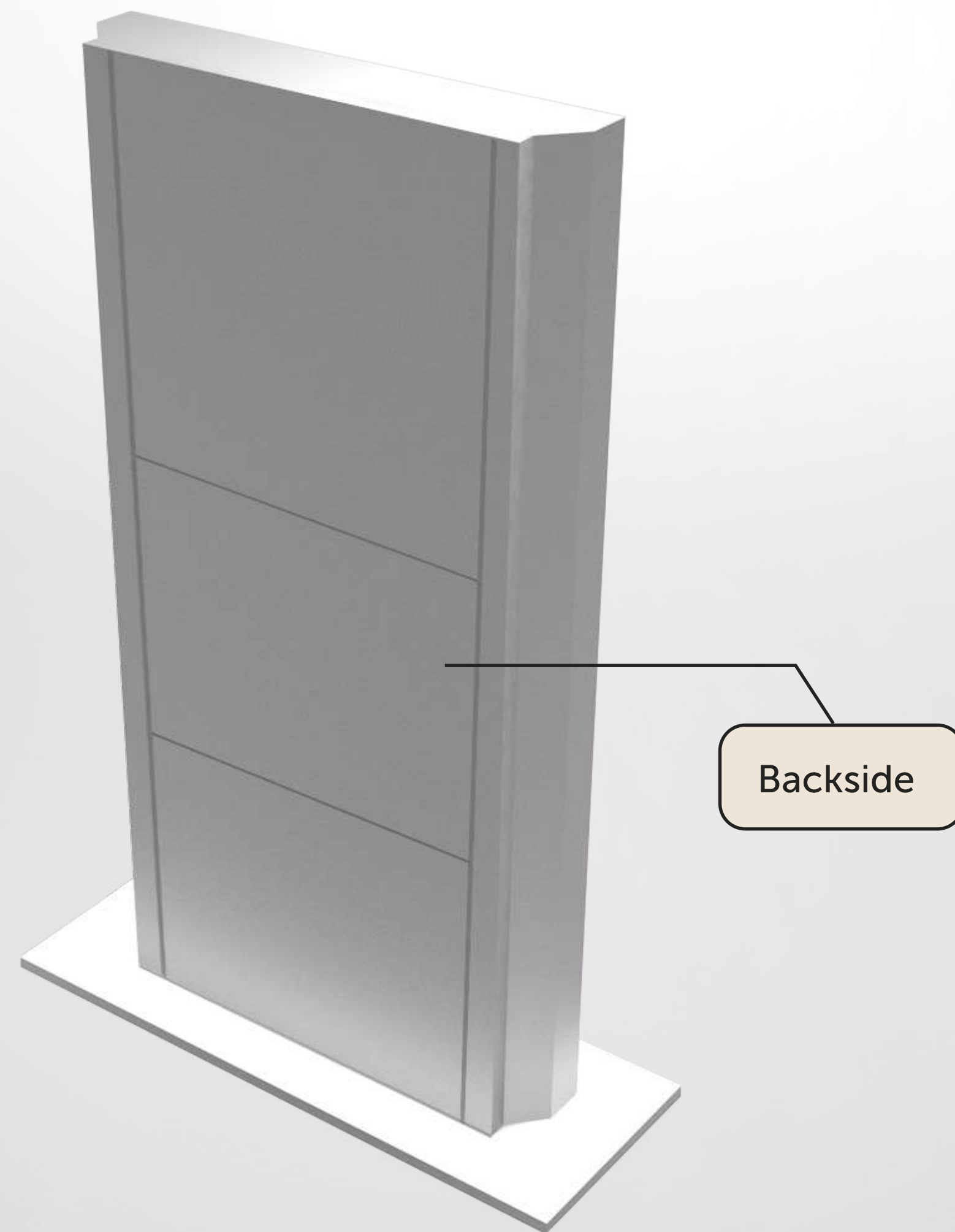
## DIGITAL SCREEN

- LED SMD 1000x2000mm / 1000x1500mm
- LCD 55" Touch / 65" / 75"
- Fully Modular
- All parts can be replaced on local
- High Brightness
- Anti-Glare Glass / Vandalism



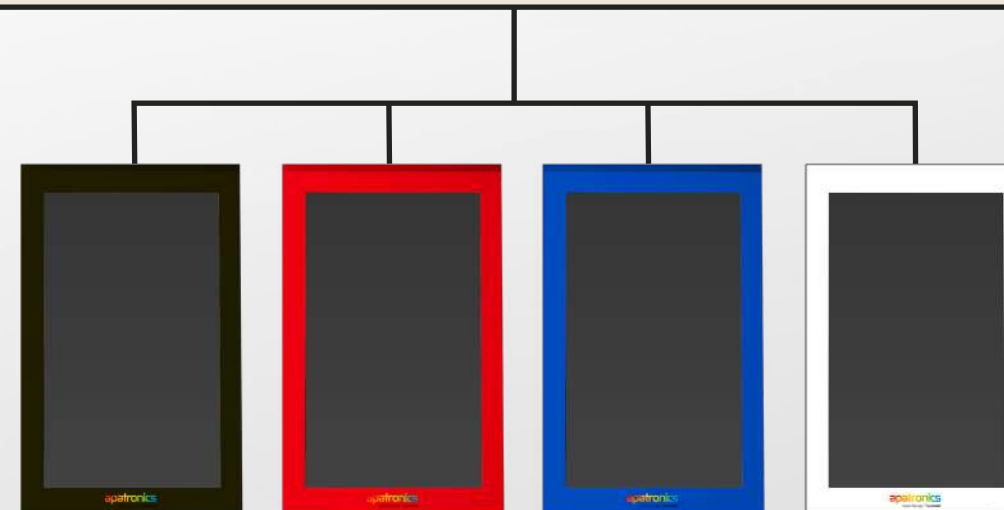


# MUPI CITY 2.0




## Customization features

- More than 100 colors available
- Hundreds of textures and materials



Brushed Stainless steel finish 316





# MUPI CITY 2.0



Mupi City 2.0 Dimensions



Vinyl Client Logo with Backlight (optional)





# MUPI CITY 2.0

street side





# MUPI DOUBLE FACE



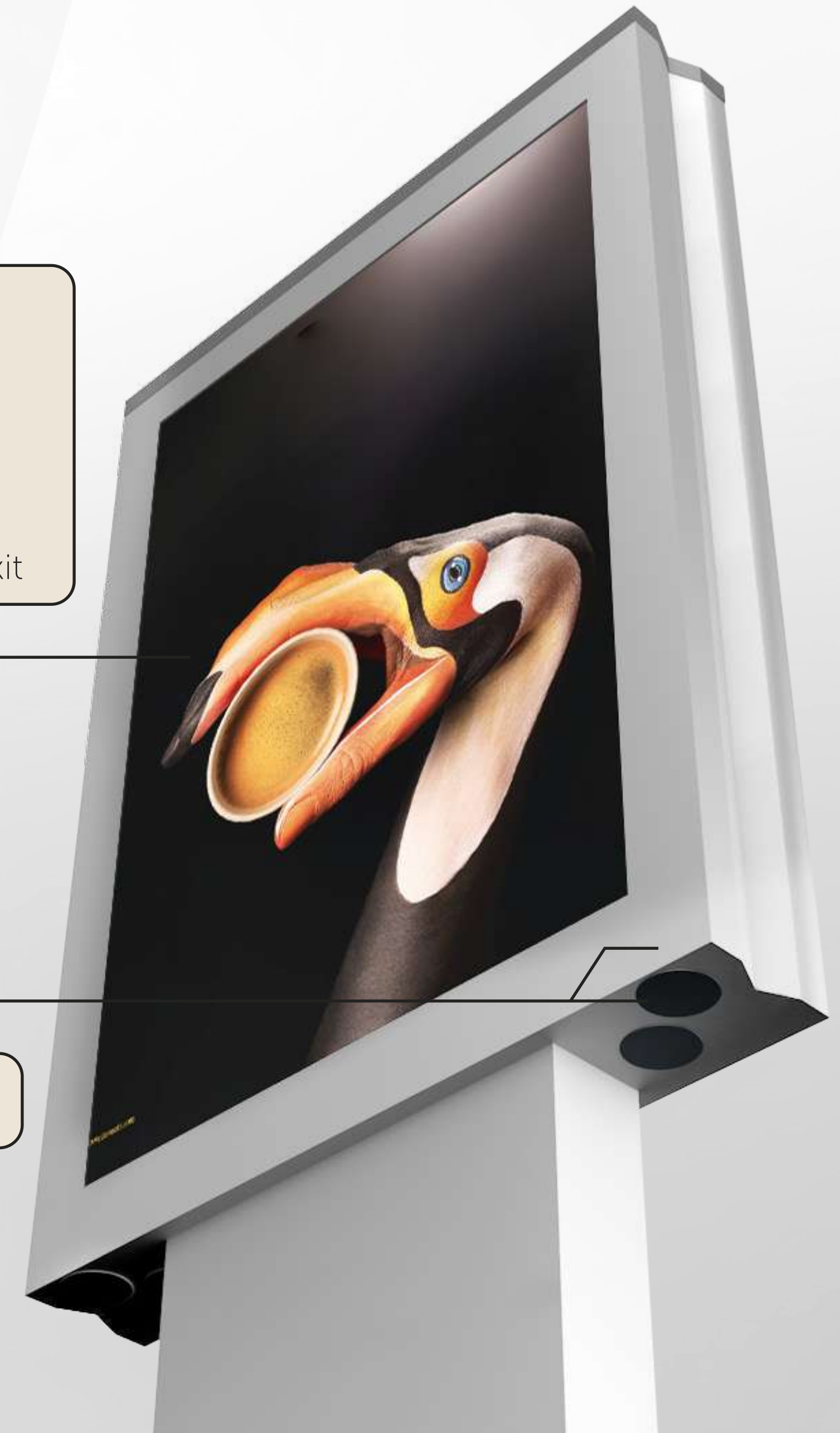
## DIGITAL SCREEN (2x - Front & Back)

- LED SMD 1000x2000mm / 1000x1500mm
- LCD 55" Touch / 65" / 75"
- Fully Modular
- All parts can be replaced on local
- High Brightness
- Anti-Glare Glass / Vandalism

## APPLICATION (Indoor / Outdoor)

- Shopping mall
- Street side
- Bus Station
- Residential areas, plazas
- University, Hospitals, Airports,
- Subway, Metro Stations entrance & exit

## Silenced Ventilation System



# MUPI DOUBLE FACE

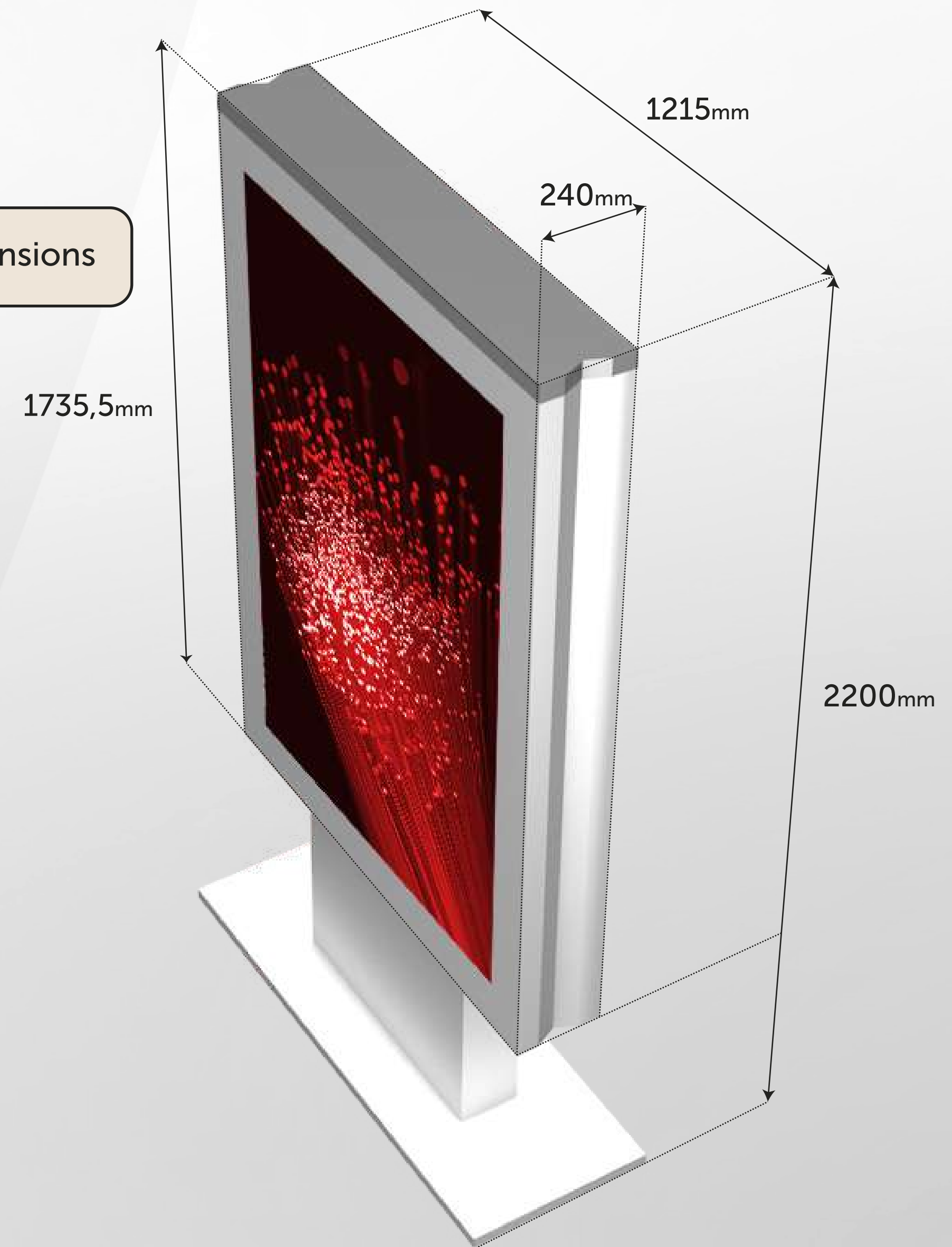



Brushed Stainless steel finish 316

Mupi Double Face Dimensions

## Customization features

- More than 100 colors available
- Hundreds of textures and materials





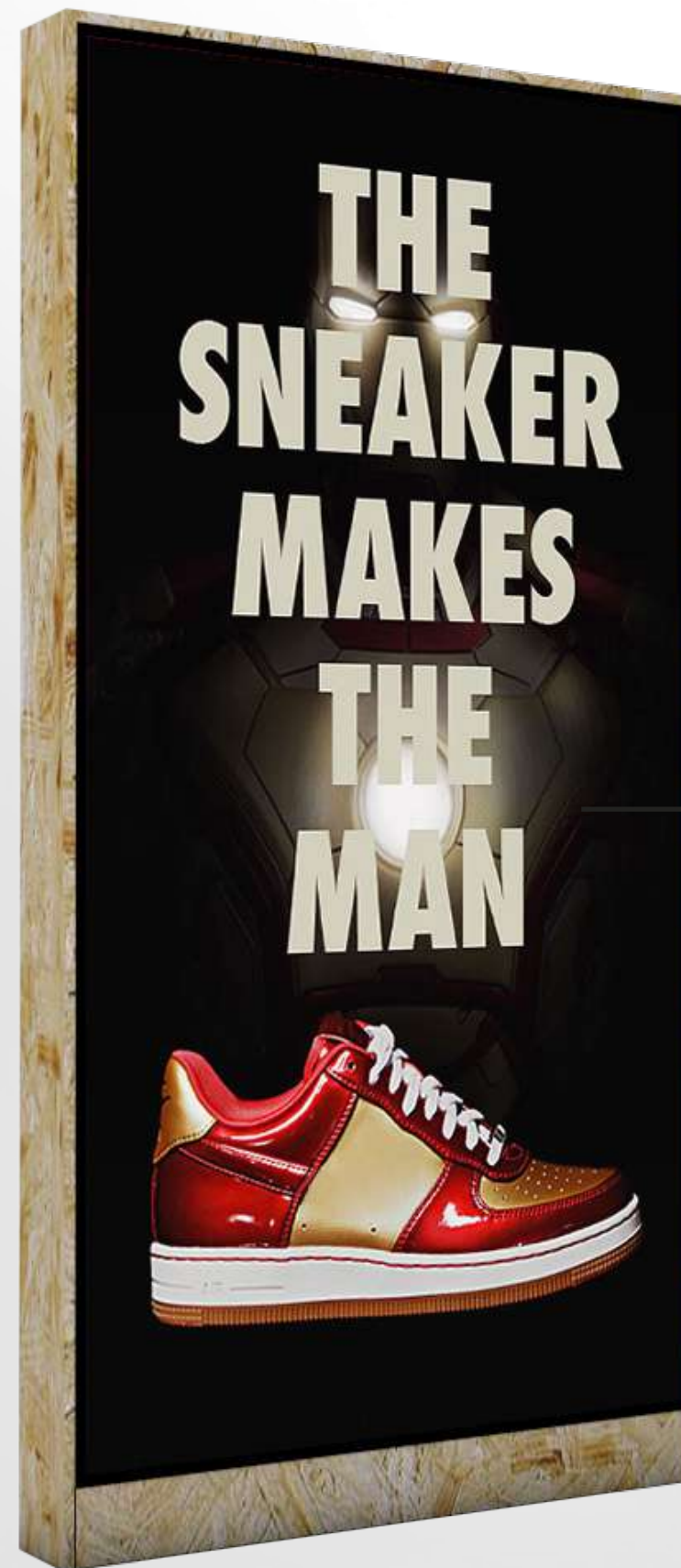
# MUPI DOUBLE FACE

street side / plaza





# MUPI SHOPPING



## DIGITAL SCREEN

- LED SMD 1000x2000mm / 1000x1500mm
- LCD 55" Touch / 65" / 75"
- Fully Modular
- All parts can be replaced on local
- High Brightness
- Anti-Glare Glass / Vandalism

## APPLICATION (Indoor / Outdoor)

- Shopping mall
- Vitruines
- Stores
- Museums
- Subway, Metro Stations entrance & exit






# MUPI SHOPPING



Mupi Shopping backside



Client Logo Customization



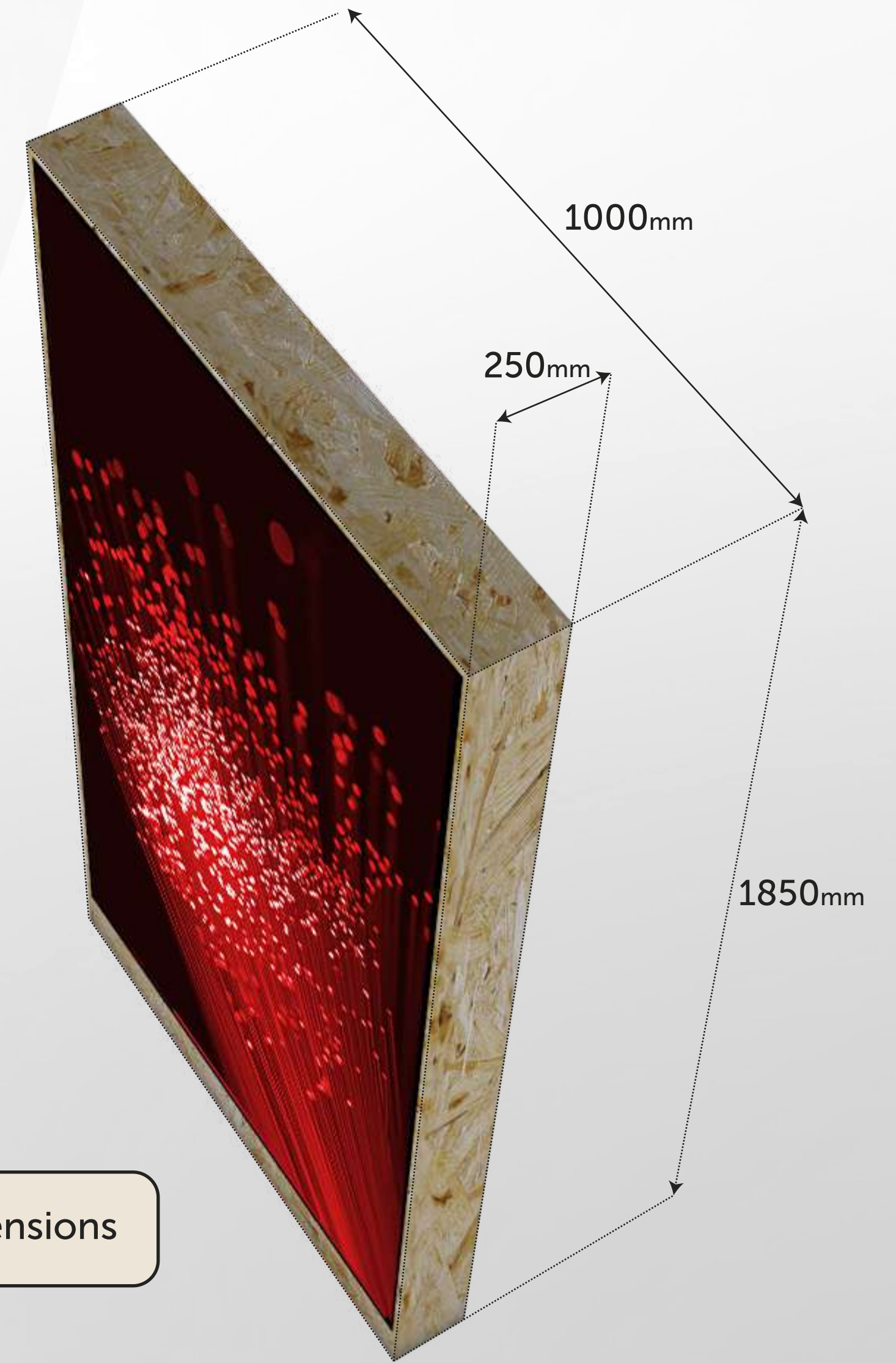
backside mirror (optional)



# MUPI SHOPPING

## Customization options

- Hundreds of colors, textures and materials available to customize



Mupi Shopping Dimensions



# MUPI SHOPPING

inside store





# MUPI SHOPPING

vitrine





# MUPI SHOPPING

mall corridors














































































# MATERIALS & TEXTURES

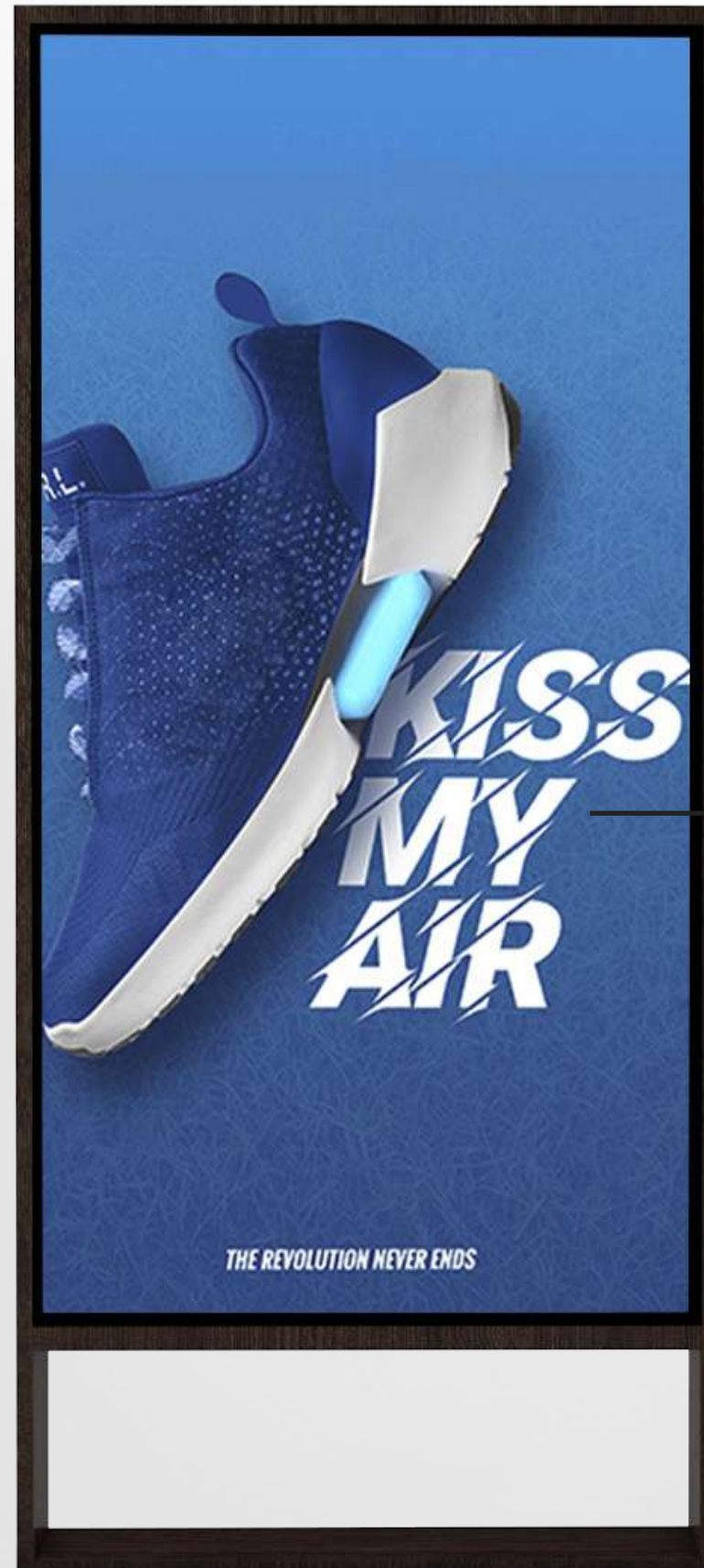
customize with hundreds of colors, textures & materials

powered by **E EGGER**

|  |  |   |  |   |  |   |   |
|--|--|---|--|---|--|---|---|
|  <b>H1400 ST36</b><br>Madeira de sôtão                      |  <b>H1401 ST22</b><br>Pinho Cascina                         |  <b>H1424 ST22</b><br>Fineline creme                    |  <b>H1213 ST33</b><br>Olmo Tossini natural            |  <b>H1250 ST36</b><br>Freixo Navarra areia                   |  <b>H3058 ST22</b><br>Wenge Mali                   |  <b>H3081 ST22</b><br>Pinho Havana preto          |  <b>H3154 ST36</b><br>Carvalho Charleston castanho escuro |
|  <b>Q1180 RO</b><br>Efeito topo Carvalho Halifax natural    |  <b>Q1181 RO</b><br>Efeito topo Carvalho Halifax tabaco     |  <b>H110 ST9</b><br>Pinho Sealand                       |  <b>H111 ST12</b><br>Maple coração                    |  <b>H151 ST9</b><br>Bronze wood                              |  <b>H1180 ST37</b><br>Carvalho Halifax natural    |  <b>H3156 ST12</b><br>Carvalho Corbridge cinza   |  <b>H3157 ST12</b><br>Carvalho Vicenza                   |
|  <b>Q1400 RO</b><br>Efeito topo Madeira de sôtão           |  <b>Q1486 RO</b><br>Efeito topo Pinho Pasadena             |  <b>H430 ST86</b><br>Pinho Aland branco transversal    |  <b>H433 ST86</b><br>Pinho Aland polar transversal   |  <b>H815 ST9</b><br>Cerejeira silvestre Verona transversal  |  <b>H3170 ST12</b><br>Carvalho Kendal natural     |  <b>H3171 ST12</b><br>Carvalho Kendal oleado     |  <b>H3303 ST10</b><br>Carvalho Hamilton natural          |
|  <b>Q3309 RO</b><br>Efeito topo Carvalho Gladstone areia  |  <b>Q3325 RO</b><br>Efeito topo Carvalho Gladstone tabaco |  <b>H834 ST9</b><br>Carvalho Sorano claro transversal |  <b>H853 ST86</b><br>Fleetwood castanho transversal |  <b>H877 ST86</b><br>Acácia Lakeland creme transversal     |  <b>H3309 ST28</b><br>Carvalho Gladstone areia    |  <b>H3325 ST28</b><br>Carvalho Gladstone tabaco  |  <b>H3326 ST28</b><br>Carvalho Gladstone natural         |
|  <b>Q3335 RO</b><br>Efeito topo Carvalho Gladstone branco |  <b>Q3342 RO</b><br>Efeito topo Carvalho Gladstone lava   |  <b>H1101 ST12</b><br>Makassar café                   |  <b>H1107 ST9</b><br>Metallic wood antracite        |  <b>H1113 ST10</b><br>Carvalho Kansas castanho             |  <b>H3331 ST10</b><br>Carvalho Nebraska natural   |  <b>H3332 ST10</b><br>Carvalho Nebraska cinza    |  <b>H3335 ST28</b><br>Carvalho Gladstone branco          |
|  <b>Q3404 RO</b><br>Efeito topo Lariço castanho           |  <b>Q3406 RO</b><br>Efeito topo Lariço antracite          |  <b>H1114 ST9</b><br>Nogueira Ribera                  |  <b>H1115 ST12</b><br>Bamenda cinza bege            |  <b>H1116 ST12</b><br>Wenge Bamenda escuro                 |  <b>H3342 ST28</b><br>Carvalho Gladstone lava    |  <b>H3344 ST36</b><br>Carvalho Fineline natural |  <b>H3368 ST9</b><br>Carvalho Lancaster natural         |
|  <b>Q3766 RO</b><br>Efeito topo Olmo Cabo castanho        |  <b>H8955 SM</b><br>Multiplex preto                       |  <b>H1122 ST22</b><br>Whitewood                       |  <b>H1123 ST22</b><br>Graphitewood                  |  <b>H1133 ST9</b><br>Carvalho Hamilton natural transversal |  <b>F028 ST89</b><br>Granito Vercelli antracite |  <b>F029 ST89</b><br>Granito Vercelli cinza    |  <b>F041 ST15</b><br>Sonora stone branco               |
|  <b>H8957 ST10</b><br>Efeito Tricapa natural              |  <b>H8958 ST10</b><br>Efeito Tricapa antracite            |  <b>H1137 ST12</b><br>Carvalho Sorano castanho preto  |  <b>H1145 ST10</b><br>Carvalho Bardolino natural    |  <b>H1146 ST10</b><br>Carvalho Bardolino cinza             |  <b>F059 ST89</b><br>Granito Karnak cinza       |  <b>F061 ST89</b><br>Granito Karnak castanho   |  <b>F066 ST76</b><br>Granito Sullana bege              |
|  |  |   |  |   |  <b>F067 ST76</b><br>Granito Sullana cinza      |  <b>F093 ST15</b><br>Mármore Cipollino cinza   |  <b>F094 ST15</b><br>Mármore Cipollino preto cobre     |
|  |  |   |  |   |  <b>F105 ST15</b><br>Mármore Torano             |  <b>F148 ST82</b><br>Granito fino castanho     |  <b>F160 ST9</b><br>Mármore Marmara                    |
|  |  |   |  |   |  <b>F166 ST9</b><br>Mármore Pelago branco       |  <b>F186 ST9</b><br>Betão Chicago cinza claro  |  <b>F187 ST9</b><br>Betão Chicago cinza escuro         |



# MUPI SHOPPING 2



## DIGITAL SCREEN

- LED SMD 1000x2000mm / 1000x1500mm
- LCD 55" Touch / 65" / 75"
- Fully Modular
- All parts can be replaced on local
- High Brightness
- Anti-Glare Glass / Vandalism

## APPLICATION (Indoor / Outdoor)

- Shopping mall
- Vitrines
- Stores
- Museums
- Subway, Metro Stations entrance & exit





# MUPI SHOPPING 2



Client Logo Customization

Mupi Shopping 2 backside




backside mirror (optional)



# MUPI SHOPPING 2

## Customization options

- Hundreds of colors and textures available to customize



Mupi Shopping 2 Dimensions



# MUPI SHOPPING 2

inside store






# MUPI SHOPPING 2

vitrine





# MUPI SHOP LED

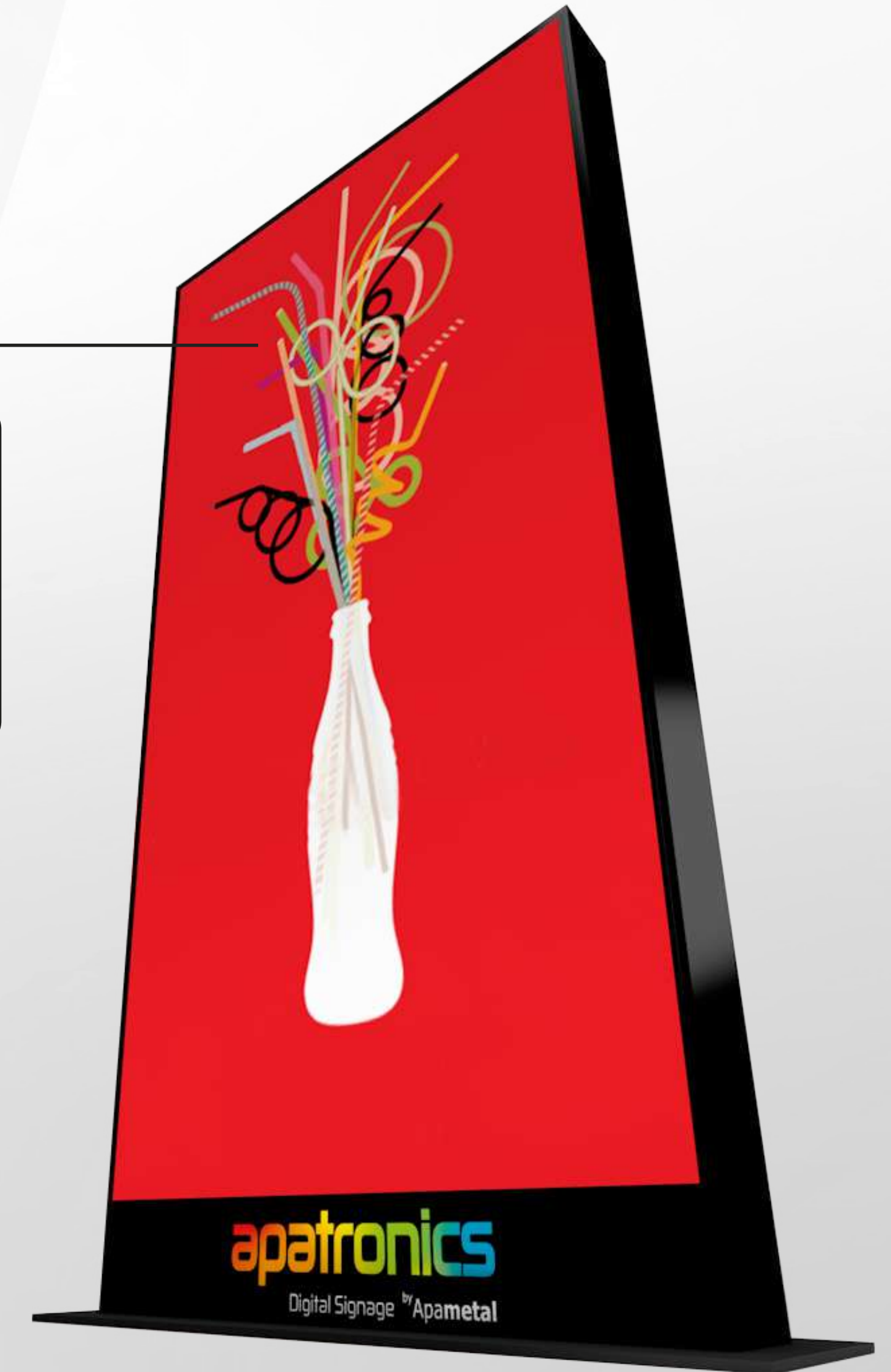


## DIGITAL SCREEN

- LED SMD 1000x2000mm / 1000x1500mm
- LCD 55" Touch / 65" / 75"
- Fully Modular
- All parts can be replaced on local
- High Brightness
- Anti-Glare Glass / Vandalism

## APPLICATION (Indoor)

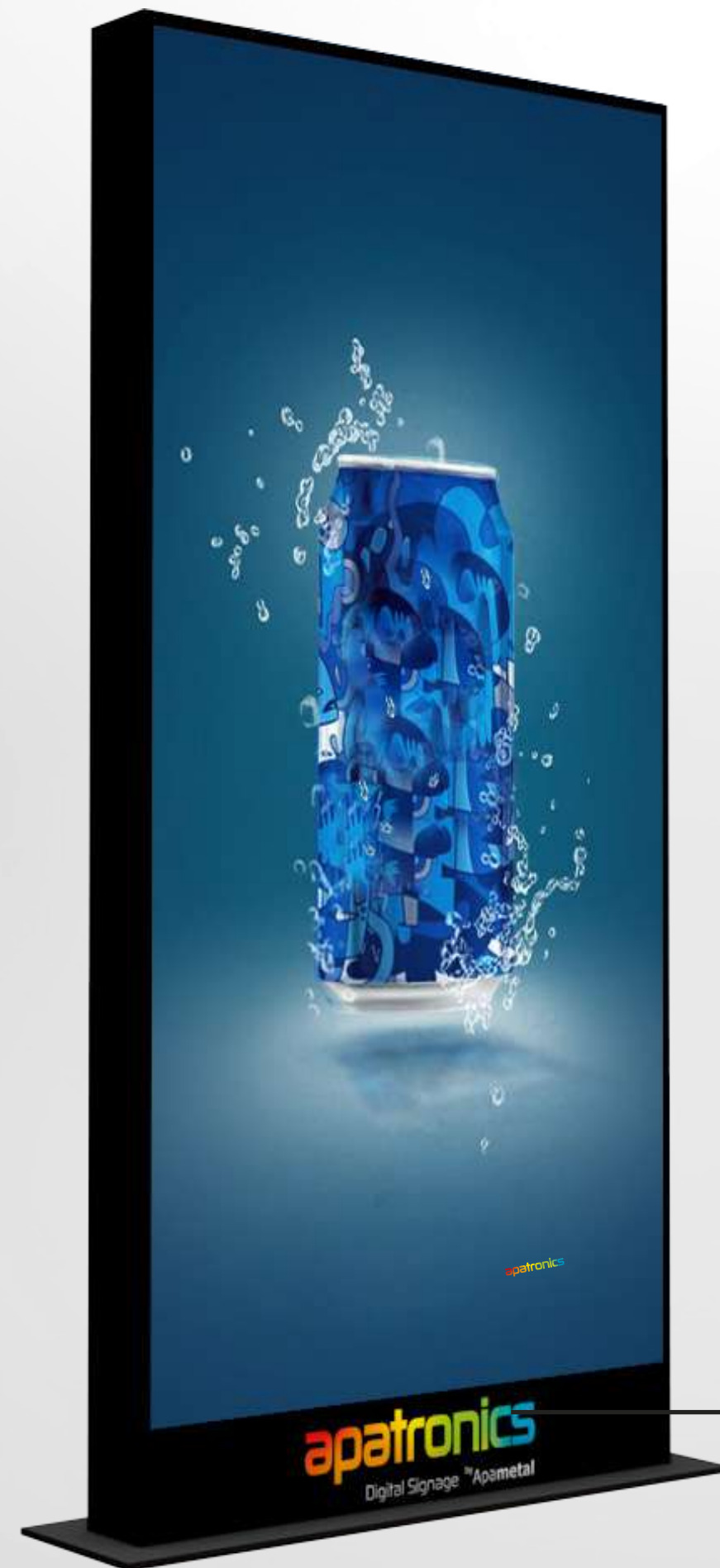
- Shopping mall
- Vitruines
- Stores
- Museums
- Subway, Metro Stations entrance & exit





# MUPI SHOP LED

Mupi Sho LED Dimensions



Mupi Shop LED backside



Client Logo Customization





# KIOSK

## DIGITAL SCREEN

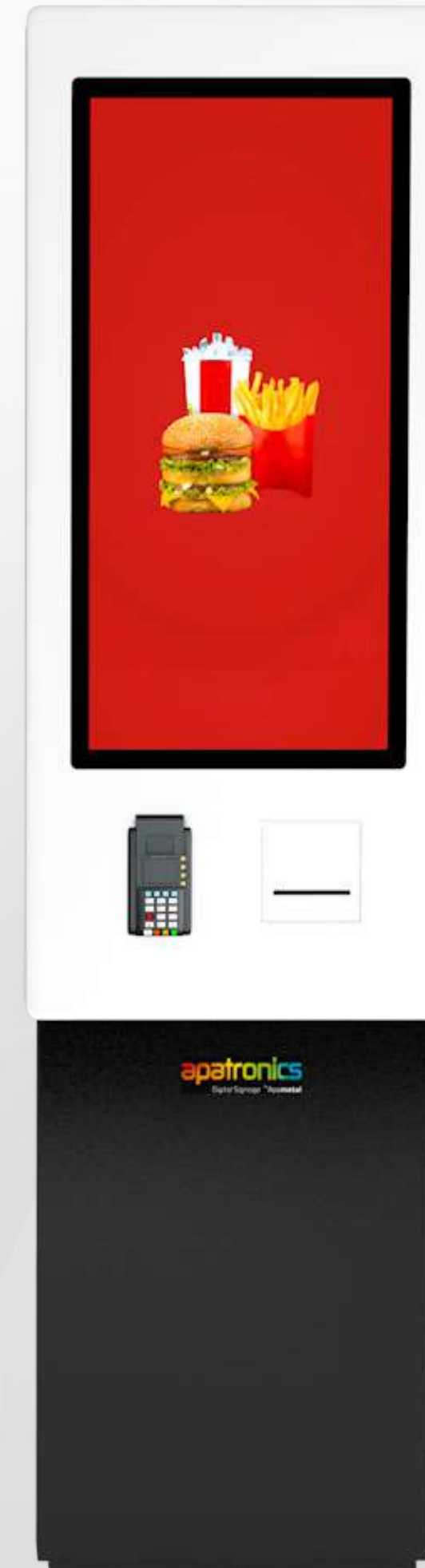
- LCD Touch
- High Brightness



Version A



Version B



Version C



Version D



# KIOSK

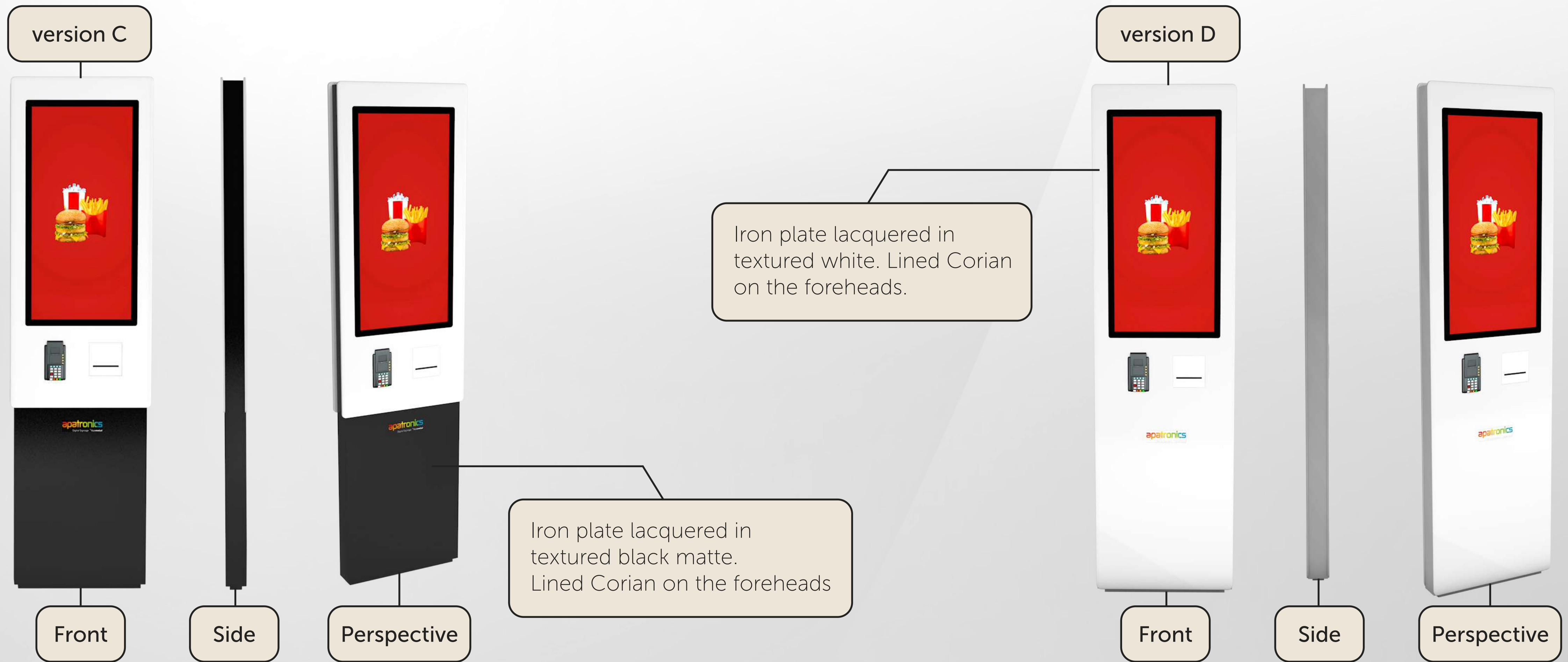
version A & B





# KIOSK

version C & D





# KIOSK

imagem ilustrativa





